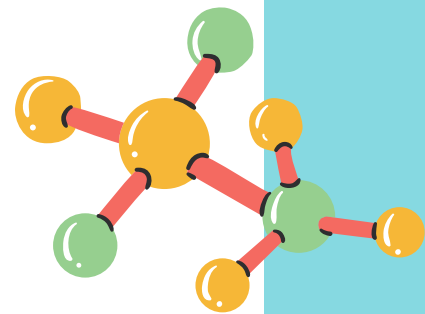





SCIENTIFIC LITTLE BEAVERS

PUFFY PAINT



PUFFY PAINT

WHAT TO DO:

1. COMBINE FLOUR, SALT AND BAKING POWDER IN A SMALL BOWL.
2. ADD A BIT OF WATER AND STIR UNTIL YOU GET A SMOOTH, THIN PASTE (ABOUT THE SAME CONSISTENCY OF STIRRED YOGURT).
3. ADD YOUR FOOD COLOURING, AND MIX WELL.

WHAT TO USE:

- 1 CUP ALL PURPOSE FLOUR
- 1 AND 1/2 TSP BAKING POWDER
- 1/4 TSP SALT
- LITTLE BIT OF WATER (START WITH 1/4 TSP PER COLOUR)



TIPS AND TRICKS

ADD A FEW DROPS OF WATER TO THIN IT BACK TO THE YOGURT CONSISTENCY, WHEN YOU USE IT AGAIN

PUFFY PAINT

PROMPTING QUESTIONS

BEFORE EXPERIMENT:

- **WHAT DO YOU THINK WE WILL DO TODAY?**

DURING EXPERIMENT:

- **WHY DO YOU THINK THE PAINT IS SO FLUFFY?**
- **WHAT DO YOU THINK WILL HAPPEN IF WE MIX COLOURS?**
- **HOW CAN WE USE THIS PAINT FOR PLAY?**

AFTER EXPERIMENT:

- **DO YOU THINK WE CAN REPEAT THIS EXPERIMENT IN A BETTER WAY?**